


STOLL


Operating instructions

Bucket with grapple ***Fork with grapple***



Bucket with grapple

Fork with grapple



3 35 85 90

P 1384 EN

Edition: 2010

Index

Operation in accordance with specifications	3
Safety technical advices	4
Specification of the bucket with grapple / fork with grapple.....	6
Operation bucket with grapple / fork with grapple	7
Service and maintenance	8
Warranty.....	9
EC-Declaration of conformity	11

Noise information

Noise emission value measured at the operators position 70 dB(A)

Tighten all screwed joints !

Tightening torque for screws Stability class 8.8 und 10.9 Mean coefficient of friction μ 0,12						
Screws	Tightening torque (Nm)			Screws	Tightening torque (Nm)	
	8.8	10.9			8.8	10.9
M 8	23	33		M 20	380	530
M 8x1	25	35		M 20x2	400	560
M 10	46	65		M 20x1,5	420	590
M 10x1,25	49	69		M 22	510	720
M 12	80	110		M 22x2	540	750
M 12x1.5	84	118		M 22x1.5	560	790
M 12x1.25	88	123		M 24	630	890
M 14	130	180		M 24x2	680	950
M 14x1.5	138	190		M 27	930	1310
M 16	190	270		M 27x2	995	1400
M 16x1.5	210	290		M 30	1260	1770
M 18	270	380		M 30x2	1370	1930
M 18x2	280	400				
M 18x1,5	300	420		5/8" UNC (normal)	175	245
				5/8" UNF (fine)	200	280
				3/4" UNC (normal)	380	530
				3/4" UNF (fine)	420	590



Prior to operating read and observe the operators manual and all safety instructions.



In this operating instruction booklet we have marked all paragraphs which refer to your safety with this sign. Pass on all safety advices also to other users.

Operation in accordance with specifications!

The STOLL bucket with grapple / fork with grapple is built solely for normal agricultural use (operated in accordance with specifications).

Use of the for any other purpose is considered as operation which is not in accordance with specifications and is undertaken as such at the owner's risk. Für hieraus resultierende Schäden haftet der Hersteller STOLL nicht; das Risiko trägt allein der Benutzer.

Observation of the operation and maintenance instructions specified by the manufacturer shall also be taken to the part of operation in accordance with specifications.

The bucket with grapple / fork with grapple may only be operated, serviced and repaired by personnel who are familiar with these functions and who have been instructed of the inherent dangers. Never carry out changes yourself

It is forbidden to approach within reach of the bucket with grab while in use.

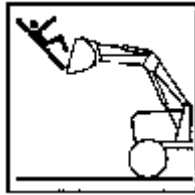
Messrs. STOLL must regretfully decline responsibility for damage resulting from any misus e

All relevant accident prevention, safety, health and highway regulations must be complied with.

Safety and prevention of accidents

Most accidents which occur in agricultural enterprises are the result of safety rules being disregarded by personnel.

1. Acquaint yourself with all equipments and control elements just as their function before work start. During work it is too late for that.
2. Before any operation of the bucket with grapple / fork with grapple put the hydr. control unit to its neutral position.
3. **It is forbidden, to convey or raise people in bucket or other implement!**




4. The maximum roadspeed with attached load beam is 25 km/h, the maximum working speed is 6 km/h. Check front tyres for correct loader operation air pressures!
5. Never carry out repair, cleaning or lubricating jobs with raised load beam! Lower or remove beam. Lower load beam after completion of work.
6. **Never drive** the tractor **off with a jerk** if the attachment is fully loaden or in its highest position. Drive downhill when pushing together or collecting material, whenever possible load in a trough or dip; **never** drive across a gradient with raised load beam; increase rear track width of the tractor as necessary and never drive with a narrower then standard front track width, even with tractors equipped with an adjustable width front axle.
7. **Do not turn the tractors steering wheel when driving into the material to be loaded.**
8. **Sojourn within the working range is prohibited. Stay clear of raised unsecured loads**



9. Journeys with loaden bucket on public roads are prohibited.
10. Good visibility is essential during frontloader operation (clean cab windows; no risk of dazzling; sufficient lighting of the work area in the dark).

11. Ensure that the front loader is a safe distance away from overhead power lines.
Danger to life in case of contact



12. Liquids leaking under high pressure (Diesel fuel, hydraulic oil) can penetrate the skin and cause severe injury.
When injured see a doctor immediately!
Danger of infection!



13. Before the first use of the bucket with grab and then at least once a year all hoses must be checked by an expert worker for their operational safety and replaced if required.
The time of use of the hoses should not exceed six years including a maximum storage time of two years. The replacement hoses and pipings must meet with the implement manufacturer's technical standards!
14. When searching for leaks appropriate aids should be used because of the danger of injury.
15. Moreover, the accident prevention rules of agricultural trade associations and application requirements for protective devices according to the machinery protection act and the rules of traffic act have to be observed.

Description

The STOLL- bucket with grapple / fork with grapple consists of a bucket, connections for quick attach euro hooks and one grab part which is movable by double acting hydrocylinders

For controlling the double acting hydrocylinder of the movable grab part the 3rd control circuit or a double acting additional control unit must be installed.

The operation of the bucket with grapple / fork with grapple should favored be executed only in connection with double acting hydrocylinders at the frontloader beam.

Switch off the parallel motion during the lowering operation of the grab when using a HDP frontloader arm. In case of HDP frontloader arms manufactured in and after 1995 parallel motion will automatically be switched off when the third control circuit is operated.

In connection with hydraulical implement actuation the loading material can easily be taken up, grabbed, lifted, transported and discharged dosed.

Setting to work

1. Attachment to the frontloader beam
Catch with quick interchange frame under the hooks of the bucket with grapple / fork with grapple, subsequently tilt the quick interchange frame.
2. Hydraulic connection
Connect the hydraulic hoses with the couplings to the connections of the 3rd control circuit.
3. The tines of the upper gripper may not be bent in order to ensure proper work.
4. Operation
 - With the bucket with grapple / fork with grapple in horizontal position, fully open the top grapple.
 - With the top grab opened, introduce the bucket with grapple / fork with grapple into the clamp.
 - Tilt the bucket with grapple / fork with grapple slightly upwards.
 - With the tractor engine at medium speed lower the top grab until it reaches the bottom final position.
Note: Switch off the parallel motion during the lowering operation of the grab when using a HDP frontloader arm. In case of HDP frontloader arms manufactured in and after 1995 parallel motion will automatically be switched off when the third control circuit is operated.
 - Tilt the bucket with grapple / fork with grapple slightly upwards, then drive back out of the clamp and carefully lift the loading material with the frontloader.
Drive with caution!

Care and maintenance

The instructions and guidelines published by the tractor manufacturers apply to the service and maintenance of the hydraulic system.

Grease bearings and swivel parts of the bucket with grapple / fork with grapple.

Swivel bearing of the movable top grab
Hydrocylinder-bearing

2 lubrication points
4 lubrication points

For frontloader operation it is recommendable to use a ballast weight at the rear hydraulic linkage at tractors with 4-wheel drive.

Tighten all screwed joints periodical!

Use only original STOLL-spare parts!

Terms of Warranty

When taking delivery of the STOLL bucket with grapple / fork with grapple check immediately that all items ordered have been included.

Have any claim confirmed by the forwarding agent on the delivery note and inform the supplier within 14 days about the deficiency (for the extent of supply refer to the "list of items supplied").

We substitute any material which proves to be defective, within the warranty period (six months starting on the day of delivery), provided that the liability to pay assumed at the moment of delivery is met at the terms fixed.

Warranty involves at the supplier's discretion either the repair of the defective component or its replacement (carriage ex works or stock). Any claims which go beyond the replacement of parts (e.g. loss or operational failure) are rejected explicitly.

Warranty becomes null and void if the implement was modified by installation of foreign components without our knowledge and agreement, especially if improper modifications have been carried out.

Warranty becomes likewise null and void if an ascertained defect has not been repaired immediately in a proper way. Repairs of defects caused by operational influences suppose our previous agreement if the total or partial restitution of expenses is claimed.

No warranty is granted for any damage to the bucket with grapple / fork with grapple caused by the non-observance of the permissible working capacity or transport speed.

Components not manufactured by Stoll (hydraulics) are subject to the terms of warranty laid down by the respective manufacturers.

Bucket components which a warranty claim is raised for, have immediately to be sent to our works (Broistedt station) or one of our stocks for material test or ascertainment of damage. Components which are substituted by new ones, become our property.

Beyond that the legal warranty regulations are applicable to the STOLL bucket with grapple / fork with grapple.

DE	EG-Konformitätserklärung entsprechend der EG-Richtlinie	88/37/EEC, 04/10/EEC, 97/23/EEC	ES	CEE Declaración de Conformidad según la normativa de la	98/37/EEC, 04/10/EEC, 97/23/EEC
EN	EC-Declaration of Conformity according to Directive	98/37/EEC, 04/10/EEC, 97/23/EEC	PT	Declaração de conformidade conforme a norma da C.E.E.	98/37/EEC, 04/10/EEC, 97/23/EEC
IT	Dichiarazione CE di Conformità ai sensi della direttiva	88/37/EEC, 04/10/EEC, 97/23/EEC	DA	EF-overensstemmelseserklæring i henhold til EF-direktiv	98/37/EEC, 04/10/EEC, 97/23/EEC
NL	EG-Verklaring van conformiteit overeenstemming met Machineryrichtlijn	98/37/EEC, 04/10/EEC, 97/23/EEC	PL	Deklaracja Zgodności CE według Dyrektywy Maszynowej	98/37/EEC, 04/10/EEC, 97/23/EEC
FR	Déclaration de conformité pour la CEE conforme à la directive de la	88/37/EEC, 04/10/EEC, 97/23/EEC	FI	EY : N Vaatimustenmukaisuusilmoitus Myllym EY direktiivin	98/37/EEC, 04/10/EEC, 97/23/EEC

DE Wir,
EN We,
IT Noi,
NL Wij,
FR Nous,
ES Vi,
PT Me,
DA Vi,
PL Nasotros,
FI Nös,

Wilhelm Stoll Maschinenfabrik GmbH
Bahnhofstr. 21
38268 Lengede
Germany

DE	erklären in alleiniger Verantwortung, daß das Produkt:	ES	declaramos bajo responsabilidad propia que el producto:
EN	declare under our sole responsibility, that the product:	PT	declaramos com responsabilidade própria que o produto:
IT	Dichiaro sotto la propria responsabilità che il prodotto:	DA	erklærer på eget ansvar, at produktet:
NL	verklaren als enig verantwoordelijken, dat het product:	PL	deklarujemy z pełną odpowiedzialnością, iż produkt:
FR	déclarons sous notre seule responsabilité que le produit:	FI	ilmoitamme yksin vastaavamme, että tuote:

DE	Typ :	STPH	Poltergabel H mit hydrl. Obergreifer
EN	model :	BALI	Ballenhubstapler
IT	modello :	BACL	Folienballenzange
NL	type :	MBTO	Maxi-Ballenkralle
FR	modèle :	RBHA	Rollen-Ballenzange
ES	modelo :	SBWG	Greifschaufeln
PT	marca :	BWGR	Schaufelzangen
DA	typ :	FWGR	Gabelzangen
PL	Model :	SCGR	Silageschneidezange
FI	markki :	SIGR	Silagezangen

DE	Nummer:	STPH	3390260
EN	number :	BALI	1339660
IT	numero :	BACL	3395020 ; 2364610
NL	nummer :	MBTO	2449950
FR	numéro :	RBHA	3327710
ES	número :	SBWG	3307220 ; 2480440 ; 2479490 ; 3324050
PT	número :	BWGR	3322000 ; 3321930 ; 3322150 ; 3322310
DA	nummer :	FWGR	3327950 ; 3327960 ; 3327970 ; 3327980
PL	o numerze :	SCGR	3334760 ; 2449320 ; 3306680
FI	numero :	SIGR	1388850 ; 1314060

DE	auf das sich diese Erklärung bezieht, den einschlägigen grundlegenden Sicherheits- und Gesundheitsanforderungen der EG-Richtlinie entspricht:	EN	al cual se refiere la presente declaración corresponde a las exigencias básicas de la normativa de la y referentes a la seguridad y a la sanidad:
EN	to which this declaration relates corresponds to the relevant basic safety and health requirements of the Directive:	PT	a que se refere esta declaração corresponde às exigências fundamentais respectivas à segurança e à saúde de norma da C.E.E.:
IT	E' Conforme ai Requisiti Essenziali di Sicurezza e di tutela della Salute di cui alla Direttiva e sue successive modificazioni:	DA	som er omfattet af denne erklæring, overholder de relevante grundlæggende sikkerheds- og sundhedskrav i EF-direktiv samt:
NL	waarop deze verklaring betrekking heeft voldoet aan de van toepassing zijnde fundamentele eisen inzake veiligheid en gezondheid van de EG-machineryrichtlijn noc:	PL	do której odnosi się ta deklaracja odnosi, odpowiada właściwym podstawowym wymogom bezpieczeństwa i ochrony zdrowia Dyrektywy Maszynowej:
FR	faisant l'objet de la déclaration est conforme aux prescriptions fondamentales en matière de sécurité et de santé stipulées dans la Directive de la:	FI	johon tämä ilmoitus liittyy, vastaa EY direktiivissä mainittuja perusturvallisuus- ja terveysvaatimuksia (soveltuvin osin) sekä muita siihen kuuluvia EY direktiivejä:

Uwe Ocker
Lengede, 1.11.2007 I.A. Uwe Ocker
Konstruktion (Loader Design)



Albin Schleg
Lengede, 07.12.2010 I. V. Klaus Schleg
Produktionsleitung (Production Management)

CE_FL-WZ_2010DE

Spare parts order

Telephone: +49 5344 / 20-143 bis 20-146

Fax: +49 5344 / 20-183

E-Mail: EA@stoll-jf.de

WILHELM STOLL

Maschinenfabrik G.m.b.H.

Postfach 3	38266 Lengede
Bahnhofstr. 21	38268 Lengede
Telephone general	+49 5344 / 20-0
Fax sales department	+49 5344 / 20-182
E-Mail general	box@stoll-jf.de
E-Mail sales department	vkf@stoll-jf.de